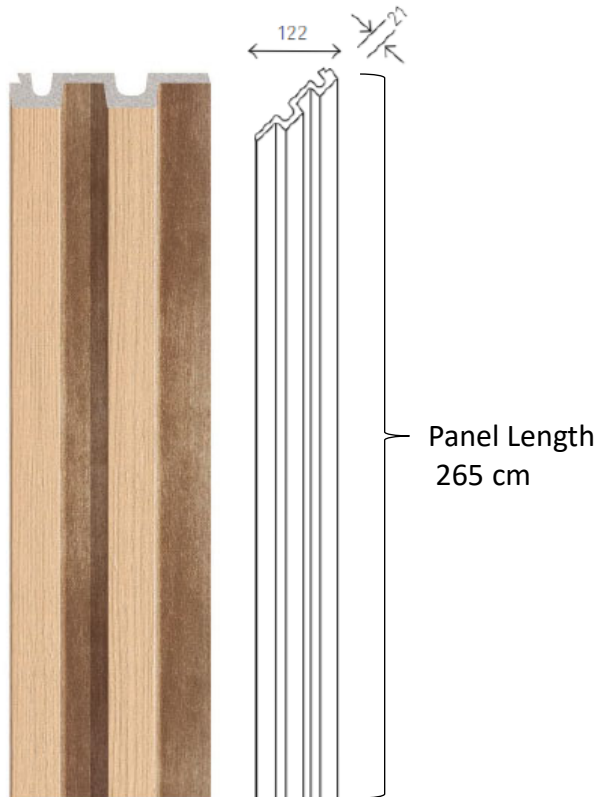


VOX LINERIO SLAT PANELS

L-LINE



Packaging Details:-

- Panels Size : 265 x 12.2 cm
m2 per Panel : 0.323 m2
- 1 Carton : 12 Panels
m2 per Carton : 3.876 m2

Accessories

• TRIMS



Left

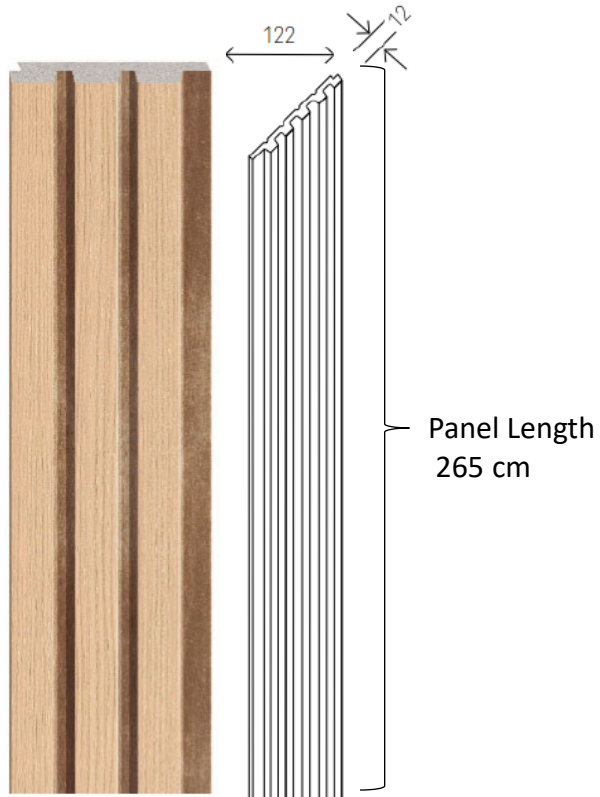
Right

• Adhesive - Kerrabond



VOX LINERIO SLAT PANELS

M-LINE



Packaging Details:-

- Panels Size : 265 x 12.2 cm
m2 per Panel : 0.323 m2
- 1 Carton : 12 Panels
m2 per Carton : 3.876 m2

Accessories

• TRIMS



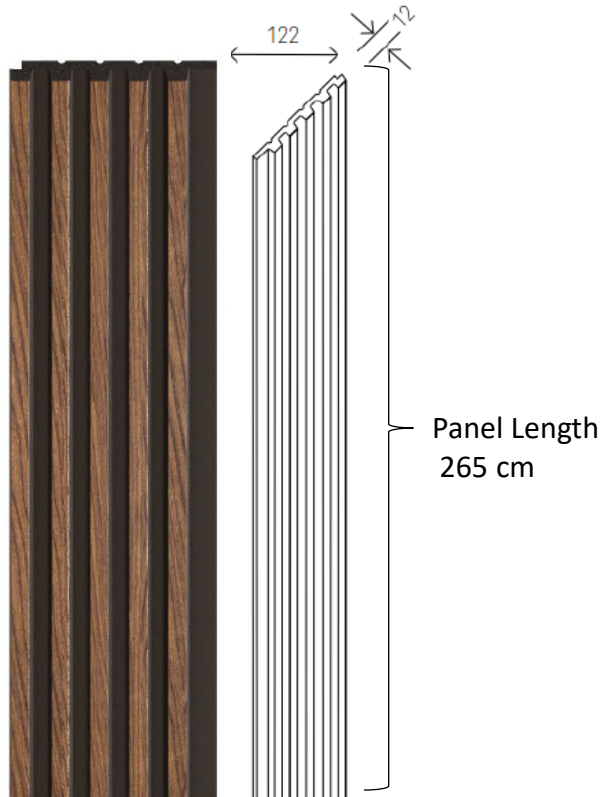
Left Right Universal

• Adhesive - Kerrabond



VOX LINERIO SLAT PANELS

S-LINE



Packaging Details:-

- Panels Size : 265 x 12.2 cm
m2 per Panel : 0.323 m2
- 1 Carton : 12 Panels
m2 per Carton : 3.876 m2

Accessories

• TRIMS



Left Right Universal

• Adhesive - Kerrabond





LINERIO. SLAT PANELS

TECHNICAL DATA SHEET

Profile type	Slat panels
Material	Extruded XPS polystyrene
Overall width	S-Line: 122 mm M-Line: 122 mm L-Line: 122 mm
Overall height	S-Line: 2650 mm M-Line: 2650 mm L-Line: 2650 mm
Thickness	S-Line: 12 mm M-Line: 12 mm L-Line: 21 mm
Packing	- Piece - shrink foil - 12 szt. / cardboard
Storage	Before installation, the panels should be left in the room where they will be installed in order to equalize their temperature with the room temperature.
Tools	You can use for cutting: a hand saw, a jigsaw, a table saw.
Fastening	Adhesive mounting. It is recommended to use one-component polymer hybrid adhesives that do not contain solvents and isocyanates e.g. VOX glue. Apply the adhesive to the panel in the shape of the letter "S".
Important installation information	<ul style="list-style-type: none">- Do not use in places exposed to high temperatures (above 60 °C), e.g. in the sauna, on the chimney, next to the stove.- Installation on a smooth, non-sagging surface, ensuring adequate adhesion.- Assembly should always be from left to right and bottom to top, in the case of an external corner, the assembly should be carried out from the corner by assembling the panels in the left and right direction.- Do not screw hangers, shelves or other objects directly to the panel.
Maintenance	Use mild detergents, do not leave liquid stains to dry. Do not use water at a temperature of + 40 °C, strong detergents, bleaching agents, solvents, strong acids and bases as well as abrasives. Do not leave cleaning agents on the surface, rinse thoroughly with water after cleaning; leaving the



	cleaning agents on the surface may cause discoloration.
Environmental features	The product is 100% recyclable.

Essential characteristics	Performance properties	Assessment methods
Density	370 ± 5%	PN-EN 1602:2013
Dimensional stability	≤ 0,1%	PN-EN 1603:2013
Reaction to fire	E	PN-EN 13501-1:2019-02
Emission of volatile organic compounds	≤ 28 dni	PN-EN 16516:2017-11 PN-EN ISO 16000-9:2009 ISO 16000-6:2011 ISO 16000-3:2011



SZYBKI
MONTAŻ



NISKA
MASA



POLEPSZA
IZOLACJĘ
AKUSTYCZNĄ



ŁATWE
W UTRZYMANIU
CZYSTOŚCI



NADAJE SIĘ
DO RECYKLINGU

